

# THE Gritbuster

The Gritbuster is a light duty cleaning tool for removing small particles and dirt in pools & spas. It is supplied with a leaf scoop and accessories.



**EASY TO  
ASSEMBLE  
& USE!**



## Accessories



## Rainbow Pool Products

PO Box 2388, Mansfield Qld 4122

Telephone STD 61-7-3849 5385

Facsimile STD 61-7-3849 5384

Email: [info@rainbowpoolproducts.com.au](mailto:info@rainbowpoolproducts.com.au)

Web: [www.rainbowpoolproducts.com.au](http://www.rainbowpoolproducts.com.au)





## Components:

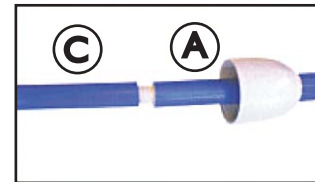


## Assembly Instruction:

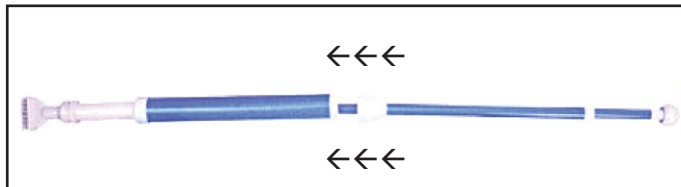
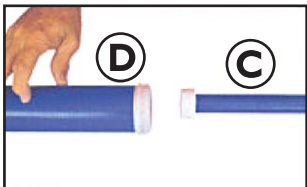
1. Slide plastic pole "A" into plastic pole "B".





2. Connect plastic pole "C" onto "A".




3. Slide plastic pole "C", attached to "A", into plastic housing "D".



4. Thread plastic adaptor "E" onto plastic housing "D".



5. The GritBuster Assembled.

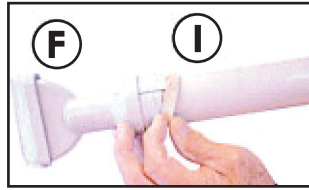


## Operation:


Place nozzle and brush "F" over the debris in the pool or spa. Pump the handle "G" up and down. This action will suck the debris particles into the filter, located in plastic section "H". The water returns to the pool or spa, the debris remains in the filter.

# Cleaning The Filter


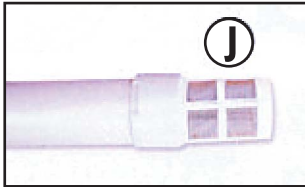
1. Detach the rubber holding ring “I” off the plastic nozzle. “F”.



2. Remove the plastic nozzle “F” from the housing.



3. Slide plastic pole “C”, attached to “A”, into plastic housing “D”.



4. Clean dirt and debris out of the filter. Make sure it is completely clean before replacing it into the plastic housing.

5. Re-assemble the nozzle and brush “F”.

6. Re-assemble the rubber holding ring “I”.

## Accessories



Brush - Suction Nozzle



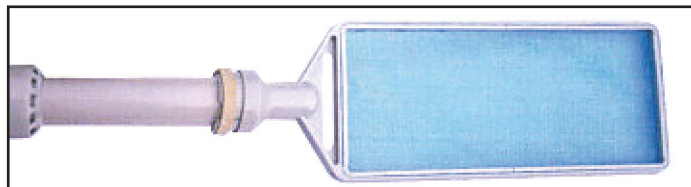
Suction Nozzle



Connection Pipe



Leaf Net



Leaf Net Assembled onto the GritBuster

## Warranty

The Gritbuster is warranted for a period of one year. Subject to the following conditions.

1. The Gritbuster is warranted to the original purchaser, from the date of purchase. Proof of purchase will be required when making a warranty claim.
2. The warranty covers defects in material. Normal wear and tear is not covered.
3. Damage which has occurred due to misuse, been altered or tampered with in any way, will not be covered.
4. In the event of a warranty claim, the Gritbuster must be returned to Rainbow Pool Products or its nominated dealer, at the owner's expense. Being returned will also be at the owner's expense.
5. This warranty does not limit any right which the purchaser of the Gritbuster may have to Australian State or Australian referral protection legislation.