

INSTALLATION & OPERATING INSTRUCTIONS

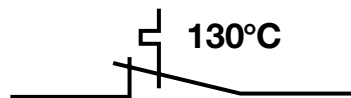

WEATHERPROOF ENCLOSED TRANSFORMER IP65 12 VOLT 100VA

This transformer has two secondary outlets, each rated 50VA.

Maximum number of lights = 2
Maximum output per light = 50VA

Order Code: APL 502

Model Number: 12V - 2 x 50VA Fuses: 2 x (T) 8A
Input: 230-240V AC 50Hz Rating: IP65
Output: 2 x 50VA 12V AC (4.17A) Approval No: N20636




WARNINGS

- This transformer has two (2) 50VA outputs. Do not connect more than one light to either output terminal. Warranty void if circuit capacity is exceeded.
- Installer must not connect a 12v 100VA light to this transformer.
- Transformer suitable for Aqua-Star Halogen 12v 50w lights, Evo2 Colour-Changing LEDs, Evo2 Fixed Colour LEDs and Aqua-Quip QC Surface Mounted LED Series.
- Install to comply with AS/NZS 3000:2007 or as amended.

Please see over for Installation Instructions.

INSTALLATION INSTRUCTIONS

- 1) Remove the top cover by unscrewing the four plastic screws. Find the most accessible locations and safely drill cable entry holes into the transformer base. Take care as warranty is void if drilling causes damage to internal components.
- 2) Mount the transformer in a suitable location. Only use the hole provisions as indicated below in Diagram A.
- 3) If required, fit cable glands or conduit adaptors to the holes drilled into the transformer base, depending upon the IP rating required for the particular location.
- 4) Connect pool light(s) up to output terminal(s), as shown in Diagram B.
- 5) Connect 240V input to the terminal block, as shown in Diagram C. The 240v supply can be hard-wired or connected to a 3-pin plug.
- 6) Fit the top cover, carefully re-tightening the four plastic screws. Do not overtighten. In the event of the plastic screws stripping, spare screws are enclosed.
- 7) Turn pool lights on to test for a maximum of 10 seconds. Then leave pool lights off until fully submerged under water.



Rainbow Pool Products

PO Box 2388, Mansfield Qld 4122

Telephone STD 61-7-3849 5385

Facsimile STD 61-7-3849 5384

Email: info@rainbowpoolproducts.com.au

Web: www.rainbowpoolproducts.com.au

INSTALLATION & OPERATING INSTRUCTIONS

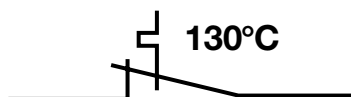
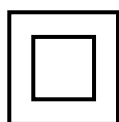
WEATHERPROOF ENCLOSED TRANSFORMER IP65 12 VOLT 200VA

This transformer has four secondary outlets, each rated 50VA.

Maximum number of lights = 4
Maximum output per light = 50VA

Order Code: APL 504

Model Number: 12V - 4 x 50VA Fuses: 4 x (T) 8A
Input: 230-240V AC 50Hz Rating: IP65
Output: 4 x 50VA 12V AC (4.17A) Approval No: N20636



WARNINGS

- This transformer has four (4) 50VA outputs. Do not connect more than one light to any of the output terminals. Warranty void if circuit capacity is exceeded.
- Installer must not connect a 12v 200VA light to this transformer.
- Transformer suitable for Aqua-Star Halogen 12v 50w lights, Evo2 Colour-Changing LEDs, Evo2 Fixed Colour LEDs and Aqua-Quip QC Surface Mounted LED Series.
- Install to comply with AS/NZS 3000:2007 or as amended.

Please see over for Installation Instructions.

INSTALLATION & OPERATING INSTRUCTIONS

WEATHERPROOF ENCLOSED TRANSFORMER IP65 12 VOLT 100VA

This transformer has two secondary outlets, each rated 50VA.

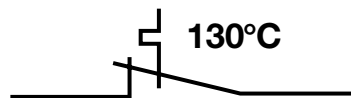

Maximum number of lights = 2
Maximum output per light = 50VA

Order Code: APL 502

Model Number: 12V - 2 x 50VA Fuses: 2 x (T) 8A

Input: 230-240V AC 50Hz Rating: IP65

Output: 2 x 50VA 12V AC (4.17A) Approval No: N20636



WARNINGS

- This transformer has two (2) 50VA outputs. Do not connect more than one light to either output terminal. Warranty void if circuit capacity is exceeded.
- Installer must not connect a 12v 100VA light to this transformer.
- Transformer suitable for Aqua-Star Halogen 12v 50w lights, Evo2 Colour-Changing LEDs, Evo2 Fixed Colour LEDs and Aqua-Quip QC Surface Mounted LED Series.
- Install to comply with AS/NZS 3000:2007 or as amended.

Please see over for Installation Instructions.