

INVERTER
HEAT PUMPS



AES

AUSTRALIAN ENERGY SYSTEMS



INVERTER HEAT PUMPS



Rainbow Pool Products

PO Box 2388, Mansfield Qld 4122

Telephone STD 61-7-3849 5385

Facsimile STD 61-7-3849 5384

Email: info@rainbowpoolproducts.com.au

Web: www.rainbowpoolproducts.com.au

INVERTER-PLUS — BY FULL-INVERTER-TECHNOLOGY

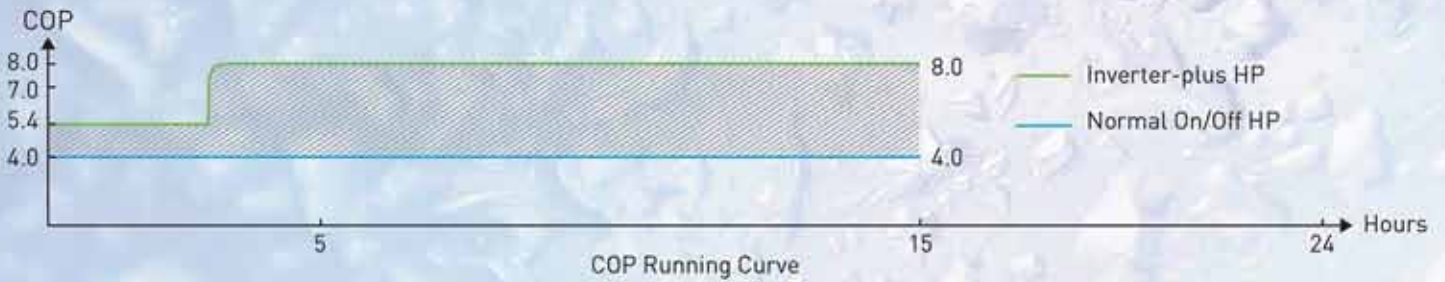


70% higher COP than Normal On/Off HP
50% higher COP than Normal Inverter HP

Inverter-plus HP is the 1st full-inverter Pool HP, powered by full-inverter compressor & full-inverter fan motor, which adjusts the compressor speed hertz by hertz, and the fan speed round by round. It matches pool intelligently with continuous & optimal efficiency. Its COP is 70% higher than normal on/off HP, and 50% higher than normal inverter HP in the market.

COP curve in 15 hours' heating per day :

- ① Maintain 26°C water temperature for 45m³ pool
- ② IPH45 (Air 15°C / Water 26°C / Humidity 70%)



Inverter Plus Smart Technology

Combining Mitsubishi advanced inverter technology with our cutting edge electronics and superior mechanical technologies improves the heating performance and increases power savings.

Your Inverter Plus Heat Pump will run less, deliver more heat than standard heat pumps and overall save you money on your long term running costs.



TUV Tested – It's True!

Our Heat Pumps are TUV Rheinland tested for their output. We don't just claim they're quiet and super-efficient, we have our units independently tested by the world class TUV Rheinland Facilities to prove that our units deliver not just on quality, but on the heating results too!



50%
more efficient

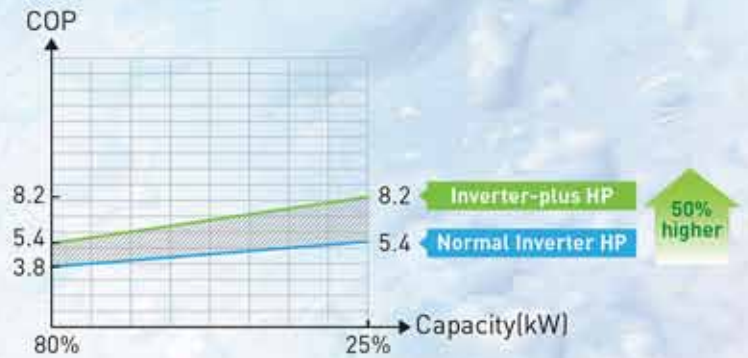
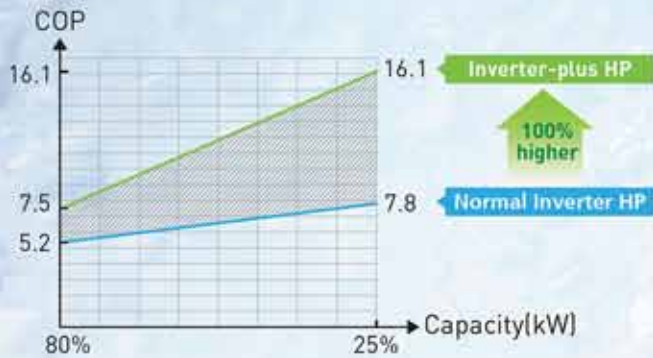
10 times
quieter



▶ Inverter-plus HP VS Normal Inverter HP (When Maintaining Pool Temperature)

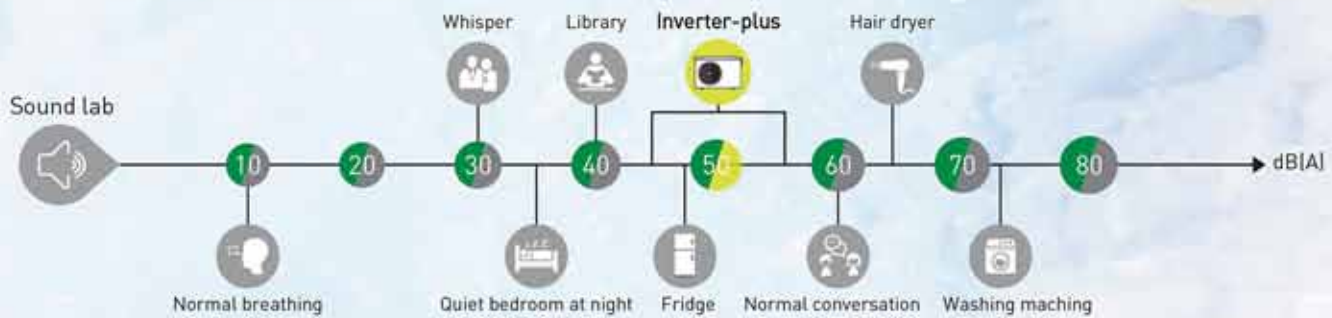
Performance Condition: Air 26°C/ Water 26°C/ Humidity 80%

Performance Condition: Air 15°C/ Water 26°C/ Humidity 70%



10 Times Quieter

Inverter-plus HP adopts super quiet Mitsubishi inverter compressor and full-inverter ventilation system, which offers you a 10 times quieter swimming environment when maintaining the pool temperature.



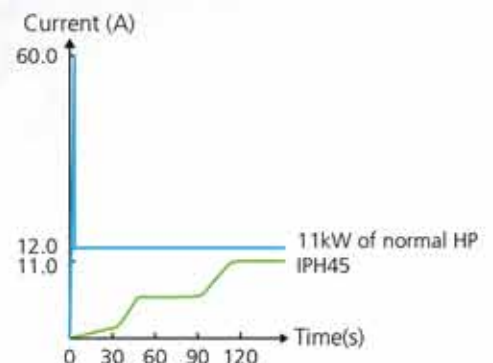
Aluminum-alloy Casing

Classic Aluminum-alloy casing and hidden screws, simple outlook, life-time anti-rusting.



Soft Start Feature

When the Inverter Plus heat pump turns on, the soft start reduces the immediate draw on the home electricity supply resulting in a smoother, steadier electricity flow, less burden to the electricity supply and reduced impact on lights and other household appliances. Other normal heat pumps without a soft start can add a burden of up to 5 times the rated current, which can overload your home.



Designed For Air -7°C

Inverter Plus units are designed for air as low as -7° which means that it can operate to maximum efficiency despite the ambient outside temp. This results in less heater down time in cooler months and maximises your pool swimming season

Silence Mode Feature


One of the best features in the Inverter Plus is "Silent Mode". By engaging the silent mode when set temperatures are reached, you can benefit from the higher COP and operating efficiency of pool heating, only using between 25-80% capacity. Saving on efficiency and saving on running costs.

INVERTER-PLUS HEATPUMP SPECS

Model	IPH35	IPH45	IPH55	IPH70	IPH70T	IPH100T
Performance Condition: Air 26°C/ Water 26°C/ Humidity 80%						
Heating capacity (kW)	13.5	17.5	21.5	28.2	27.8	36.5
Heating capacity (kW) in silence mode	10.6-3.4	14.0-4.4	17.0-5.4	22.1-7.1	22.0-7.0	29.2-9.2
C.O.P	16.0-6.7	16.1-6.6	16.0-6.4	16.2-6.6	16.1-6.5	16.4-6.7
Performance Condition: Air 15°C/ Water 26°C/ Humidity 70%						
Heating capacity (kW)	9.5	11.5	14.5	18.3	18.2	24.2
Heating capacity (kW) in silence mode	7.6-2.3	9.0-2.8	11.5-3.4	14.9-4.6	14.8-4.5	19.5-6.2
C.O.P	8.0-4.6	8.2-4.5	8.1-4.5	8.3-4.6	8.2-4.5	8.4-4.7
Rated input power (kW)	2.1-0.25	2.5-0.33	3.33-0.44	4.0-0.58	4.0-0.58	5.2-0.79
Rated input current (A)	9.1-1.1	10.9-1.4	14.5-1.9	17.4-2.5	5.8-0.8	8.0-1.1
Power supply	230V/1 Ph/50Hz			400V/3 Ph/50Hz		
Water Flow LPM	85 - 115	105 - 140	130 - 165	165 - 200	165 - 200	200 - 300
Sound pressure 1m dB(A)	42.8-52.1	44.2-52.9	44.7-53.8	48.6-55.5	48.6-55.5	49.6-55.8
Operating air temperature (°C)	-7-43					
Heat exchanger	Titanium					
Casing	Aluminum-alloy					
Water pipe in-out Spec (mm)	50					
Net dimension LxWxH (mm)	961×312×658	961×392×658	961×392×758	1090×420×960	1090×420×960	1160×530×960
Net weight (kg)	50	58	68	89	89	108

The values indicated are valid under ideal conditions. Pool covered with an isothermal cover, filtration system running at least 15 hours a day.

Above data is subject to modification without notice.



Rainbow Pool Products

PO Box 2388, Mansfield Qld 4122

Telephone STD 61-7-3849 5385

Facsimile STD 61-7-3849 5384

Email: info@rainbowpoolproducts.com.au

Web: www.rainbowpoolproducts.com.au